

Mastercam Tutorial Video Reference

A curated collection of YouTube tutorials covering installation, custom setup sheets, tool holders, and tool database creation in Mastercam.

DOCUMENT	YouTube Video Reference Library
TOPICS	Installation, Setup Sheets, Tool Holders, Tool Database
VIDEOS	4 tutorials, additional support available
AUTHOR	MachiningPartner.com

Click any link to open the video directly in your browser.

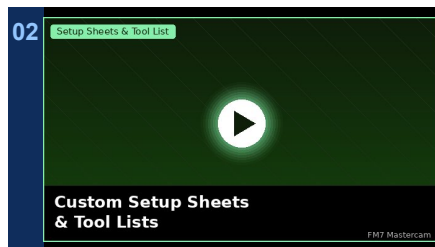
Watch in sequence for a complete setup, or jump to the topic you need.



INSTALLATION How to Install — Custom Setup Sheets & Tool Lists

Step-by-step walkthrough for installing the custom setup sheet and tool list files into the correct Mastercam directory locations.

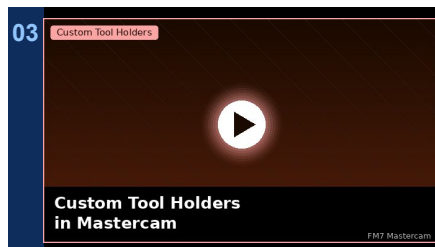
► <https://www.youtube.com/watch?v=ga9M22VZF60>



SETUP SHEETS & TOOL LIST Mastercam Custom Setup Sheets and Tool List

Overview of the custom MachiningPartner setup sheets and tool list templates — how they work and how to use them in your workflow.

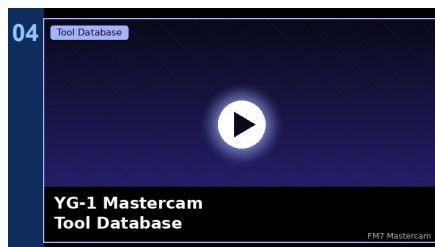
► <https://www.youtube.com/watch?v=NvN0MFfRI4I>



TOOL HOLDERS How to Make Custom Tool Holders in Mastercam

Build and configure custom tool holder geometries inside Mastercam for accurate toolpath simulation and setup sheet output.

► <https://www.youtube.com/watch?v=JQ8UjZc0EDQ>



TOOL DATABASE How to Create a YG-1 Mastercam Tool Database

Build a complete YG-1 tool library in Mastercam — including speeds, feeds, and tool definitions — for use across all jobs.

► <https://www.youtube.com/watch?v=DL20af84AJQ>

NOTE Start with Video 1 (Installation) before proceeding. All tool data and cutting parameters must be accurately completed in Mastercam before generating setup sheets or tool lists.